

Case Study

A Couple's Personalized-Care Intervention for Weight-Loss and Diabetes based on DNA and Gut Biome Profiles: A Case Study

Simitha Singh-Rambiritch, BDS, MSc^{*}; Ranjan Sinha, MBA, CEO; Chandana Reddy, MS; Alicia Nakamoto, BA; Camel Irudayanathan, MHRM, BSc

Digbi Health, Mountain View, CA, USA

^{*}Corresponding author

Simitha Singh-Rambiritch, BDS, MSc

Research Collaborations Manager, Digbi Health, Mountain View, CA, USA; Phone. +1-925-289-8576; E-mail: simitha@digbihealth.com

Article information

Received: October 9th, 2019; Revised: November 11th, 2019; Accepted: November 13th, 2019; Published: November 28th, 2019

Cite this article

Singh-Rambiritch S, Sinha R, Reddy C, Nakamoto A, Irudayanathan C. A couple's personalized-care intervention for weight-loss and diabetes based on DNA and gut biome profiles: A case study. *Obes Res Open J.* 2019; 6(2): 25-34. doi: [10.17140/OROJ-6-139](https://doi.org/10.17140/OROJ-6-139)

ABSTRACT

Introduction

The global prevalence of obesity has reached epidemic proportions. Given the negative strain that obesity and associated chronic diseases, such as type 2 diabetes, put on the healthcare system and the economy, disease management has begun evolving to help individuals change their behaviors. Obesity is often difficult to treat and even harder to maintain. Past studies have failed to show weight loss maintenance over long periods after interventions. To overcome the complexity of obesity, a multifaceted precision care treatment approach should be adopted.

Aim

The aim of this case study was to assess the health benefits and weight loss journey of a cohabiting Caucasian heterosexual married couple using the Digbi Health personalized obesity management program. A personalized integrative nutrition plan is created based on one's genetic and gut microbiome obesity risk profile and incorporates daily digital tracking and lifestyle coaching. Never before has a program offered personalized data including genetic, gut microbiome and lifestyle coaching to help people understand the best plan to lose weight and keep it off long term.

Method

The male subject achieved a total change in weight loss of 15.94%, as well as a reduction in A1C and blood pressure levels and the female subject achieved a 13.65% change in weight loss over a period of four months. The couple have still been able to maintain their weight loss goals four months after completing the program, stating their individual and personalized approach gave them the tools long-term to maintain.

Conclusion

A supportive environment for cohabiting couples following a personalized weight loss program based on their genetic and gut microbiome profile may help with weight loss and long-term maintenance.

Keywords

Diabetes; Gut microbiome; Obesity; Diet; Physical exercise; Overweight; Body mass index (BMI); Couples; Hypertension.

INTRODUCTION

Obesity is a multifactorial disease arising from an at-risk genetic profile, and environmental risk factors, such as physical inactivity, insufficient sleep, excessive caloric intake, medications, socioeconomic status, endocrine disruptors and the gastrointestinal microbiome.¹⁻⁵

Some emerging strategies to help individuals successfully change their health behaviors include using personalized health programs that incorporate one's physiological information and lifestyle coaching.⁶ Researchers have also recently begun to explore whether relationships and social support networks can be leveraged to help individuals achieve healthier lifestyles, weight loss and improve health outcomes.⁷

According to the World Health Organization (WHO), overweight and obesity are defined as abnormal or excessive fat accumulation that presents a risk to health, including diabetes and cardiovascular disease.⁸ The National Heart, Lung, and Blood Institute (NHLBI) define a body mass index (BMI) of more than 25 as overweight and an individual is considered obese if the BMI is above 30, and severely obese if the BMI is above 40.⁹ Over 70% of adults in the United States were considered overweight or obese in the Centers for Disease Control and Prevention (CDC) 2015-2016 report.¹⁰ Today almost 2 out of 3 adults are considered overweight or obese.¹¹

The 2018 data brief on the National Health and Nutrition Examination Survey (NHANES) showed that 49.1% of U.S. adults tried to lose weight in the 2013-2016 time period. A higher percentage of women (56.4%) than men (41.7%) tried to lose weight. Within each age group, 20 and over, 20-39, 40-59 and 60 and over, the percentage of women trying to lose weight was higher within each age group and overall for all age groups. The percentage of adults who tried to lose weight increased with increasing BMI, with the highest percentage of men and women trying to lose weight in the obese category. The results showed that 66.7% of adults with obesity, 49.0% of overweight adults, and 26.5% of underweight or normal weight adults tried to lose weight. The most commonly reported methods used amongst adults to lose weight were exercising (62.9%) and eating less food (62.9%), followed by consuming more fruits, vegetables, and salads (50.4%). Participants could report more than one method used to lose weight. Most individuals (88.3%), reported using two or more methods.¹²

Obesity is associated with major health risks.^{1,13} Individuals are motivated for a variety of reasons to lose weight, including improving health and appearance. On the basis of these epidemic dimensions, the issue of overweight and obesity cannot be taken lightly. There is currently an abundance of research demonstrating that an individual's genetic and gut microbiome makeup are intrinsically linked to their metabolisms; for example, people with certain genotypes are able to lose weight faster when on diets high

in fat compared to peers with different genetics. Others respond better to short bursts of intense activity as opposed to long sessions of moderate activity.¹⁴⁻¹⁶ Certain ethnic groups, for example, populations of Asian or African origin, have shown a propensity for obesity and diabetes even when following a diet deemed nutritious by the United States Department of Agriculture (USDA).¹⁷ Following dietary recommendations curated to an individual's biology may help to optimize people's health.¹⁵ Even more so, is the support from a spouse when one embarks on a personalized weight loss program.

Couples, especially cohabiting couples, are known to be a strong influence on each other's health, and concordance in health behavior increases over time. Several studies suggest couple-focused interventions for health behavior change may be more effective than individual interventions (Table 1).¹⁸⁻²¹

Studies often suggest that adoption of diet modification and physical exercise in one individual may spread to proximate others, such as partners, creating a social environment characterized by mutual reinforcement of healthy behavior and weight loss.¹⁸⁻²⁰ Given the amount of time cohabiting couples spend with one another, it is logical to assume that modeling of health behaviors would occur, such as high-levels of sedentary behavior and low-levels of physical activity. Also, a strong attachment between couples may heighten identification with his or her experiences and the motivation to conform.^{18,19} The other issue to take into consideration, is that couples are often eating the same food together, but the same foods may be wrong for the individual genetic profiles which could end up resulting in poor weight loss maintenance.

Involving partners in behavior change interventions and encouraging partners to lose weight together may help improve health outcomes. Having couples adopt healthy behaviors together may be a promising approach, especially when weight gain is not a consequence of medications or comorbid conditions. Having positive reinforcement from a partner or spouse is invaluable when tackling obesity and weight loss.^{18,19} Using a program that

Table 1. Past Studies Conducted amongst Couples Focusing on Behavioral Change Outcomes

Couple Studies	Study Population	Results
Longitudinal study in 2015 by Jackson et al ¹⁸	Researcher looked at the influence of a partner's behavior on health behavioral change in 3722 couples that were either married or cohabiting	Men and women are more likely to make a positive health behavior change, such as increased physical activity and weight loss, if their partner does too, and with a stronger effect than if the partner had been consistently healthy in that domain.
Literature review study in 2016 by Perry et al ¹⁹	Researchers analyzed data of 401 families from the Networks and Obesity: Relationships and Mechanisms Study (NORMS). They examined the impact of obesogenic relationships on individual behaviors and outcomes looking at three potential social mechanisms influencing obesity; normative body size, social control and behavior modeling	People observe and may adopt the behaviors of those around them, whether healthy or unhealthy. Research suggests that a person who makes a healthy behavior change has a larger impact on others' positive health behaviors and that adoption of exercise or diet modifications in one individual is likely to spread to others.
Literature review study in 2007 by Monden C ²⁰	Researchers analyzed data of almost 12,000 couples using data from the annual Netherlands Health Interview Survey (NethHIS)	Respondents whose partner reports poor health are almost three times more likely to report poor health than respondents whose partner is in good health.
Cross sectional literature study of ARIC cohort in 2016 by Cobb et al ²¹	Researchers analyzed the data of BMI changes in 3,889 spousal pairs	As the men or women's BMIs in the study increased, their spouses BMIs also increased. Spousal BMI similarities might be driven by the impact of living in a shared obesogenic environment and by the influence of one spouse on the other.

sets a person up for weight loss success through personalized nutrition, such as the Digbi Health program, is a key component to improving health and weight loss maintenance. In the instance of the couple in this case report, this was found to be true.

CASE STUDY

A 58-year Caucasian male with type 2 diabetes and hypertension was not happy with his primary care physician's management of his chronic conditions. He had been receiving treatment from the same physician for many years and decided to make a change. His new physician wanted him to make dietary changes to reduce his weight and increase his physical activity routine.

At the time of the appointment with his new physician he reported the following:

- Weight=251 pounds
- BMI=35
- A1c level=9.4
- BP reading=140/90
- Diabetes medication: Januvia; Metformin 500 mg twice a day
- Hypertension medication: Atenolol; Terazosin; Valsartan
- Acid reflux medication: Omeprazole
- Other medications: Aspirin; Multivitamins

The patient also reported suffering from sleep apnea, digestive disorders and acid reflux. He also complained of fatigue and reported that he had an injured ankle at the time so increasing physical activity would be difficult. The doctor advised incorporating a fitness routine and referred him to a fitness center close to his house.

After an initial assessment at the fitness center his fitness expert advised him to use the Digbi Health personalized obesity management program. Due to his injured ankle, he was not able to start a full fitness routine, but started a low intensity cardio routine consisting of light walking daily. He signed up for the Digbi Health program. Next, he sampled his deoxyribonucleic acid (DNA) and gut microbiome and started working with the Digbi Health coaches. His spouse, a 65-year-old Caucasian female, whom he had been married to for over five years, did not suffer from any chronic conditions, but she did take omeprazole for heartburn and had her right knee replaced 3-years prior. Occasionally she experienced slight knee and joint pain. She reported gaining over 15 pounds in the last five years and wanted to lose weight to look and feel better.

At the time of the initial appointment at the fitness center, she weighed 197 pounds and had a BMI of 32.8. She reported trying a variety of diets over the years with quick results, but often resulted in gaining the weight back. Being a supportive spouse, and wanting to make a change herself, she decided to also sign up for the Digbi Health program and go through the program together with her husband.

The Digbi Health program is a 24-week program which uses metabolic markers, body metrics, gut microbiome and genetic

profiles to offer more than a one-size-fits-all food and lifestyle recommendation weight loss program. Participants use the Digbi Health app to input 10 key lifestyle and wellness markers, including weight, sleep, hunger, cravings, stress, meditation, superfoods, morning energy, foods to avoid and exercise on a daily basis and take photos of the food they consume.

Individuals will receive a personalized wellness report after sampling their blood, DNA and gut microbiome. The report provides a better understanding of an individual's unique biology and metabolism and how it interacts with food and lifestyle to impact your health and quality longevity. It also provides a breakdown of obesity risk based on an individual's DNA and gut microbiome profile.²² The program takes the guesswork out of healthy eating for an individual's body, lifestyle, gender and age.

Each individual is also assigned a lifestyle coach who will work personally with the individual through 12 guided sessions at various intervals. Both the husband and wife went through the full coaching component of the program. The coaches worked with the individuals based on their results and advised them on how to best structure their diet. Individuals have the ability to view a personalized integrative nutrition plan based on their biophysiological individuality and work with the Digbi Health lifestyle coaches to produce modified behavioral changes and favorable weight loss results.

Personalized integrative nutrition,²³ such as the personalized plan from Digbi Health, is important because no two human beings have the same genetic code. An individual's genes not only determine how one looks, height, skin type, but also influences disease risk, obesity risk, as well as one's energy and immunity levels. Genes play a key role in how effectively an individual is processing carbohydrates, fat, protein and converting them into energy, creating vitamins, hormones and steroids.²⁴ Our genes also play a role in how we fight disease, metabolize medication one consumes and body detoxification and rebuilding cells.²⁵

METHODS

The analysis of the saliva DNA sample and fecal gut microbiome sample is completed after the samples are processed in clinical laboratory improvement amendments (CLIA) accredited laboratory. Fecal and saliva DNA extraction, purification, next-generation sequencing (NGS) library preparation and sequencing is performed as per the Illumina standard protocol.²⁶

DNA Interpretation

The outcome presented in the DNA report are determined by the number of markers and risk genotypes present in the genome raw data. Only a few human health conditions are dependent on a single gene marker. The vast majority of human traits are influenced by multiple gene markers. In addition, there is significant interaction between genes and environment such as dietary and lifestyle factors.

The outcome is a subjective measure and not a clinical measure. It is the percentage of risk markers present in the genome data among the maximum possible risk markers in the genome data. The genetic risk score (GRS) is calculated by analyzing a large number of risk variants. Unless several of these high-risk variants are present in the data the outcome could be low or moderate.

For the obesity risk DNA profile of an individual we profile the genes that have been shown to influence nutritional traits such as, diet and weight management, micronutrient requirements, food intolerance and several other attributes relevant to nutritional well-being. The word “likely” is used often in this study. “Likely” means, it is more likely that one will see the outcome, but other factors may modify it. The term “average” is also used in this study. Average implies neither high nor low, rather an intermediate outcome. For example, average likelihood of injury is an intermediate level between high and low likelihood. Average can also be understood in the context of “Normal” or “Typical” or “Moderate”.

The risk status of an individual’s markers is typically indicated as low, moderate and high risk. Attributes that are advantageous in nutritional well-being are indicated in green, or as a low risk, and those are not advantageous, or high risk are in red. Moderate or neutral outcomes are indicated in yellow.

Gut Microbiome Interpretation

The 16s paired *fastq* reads of the gut microbiome samples were quality checked and merged to generate the amplicons. Amplicons were further processed to calculate the bacterial genus abundance in each sample using automated data analysis pipeline based on the Parallel-META 3 pipeline.²⁷ The sample values are compared with that of a healthy cohort value. The determined abundance of each bacterial genus was further analyzed to compute the diversity index using the in house developed python code. Further biochemical annotation of identified bacterial genera was performed based on our in-house database.

The associated bacteria are, *Akkermansia*, *Bacteroides*, *Bifidobacterium*, *Anaerostipes*, *Coprococcus*, *Roseburia*, *Eubacterium*, *Ruminococcus* and *Christensenella*. A higher abundance of associated bacteria helps to combat weight gain, inflammation, regulates weight, appetite, fat accumulation. These are associated with weight loss and leaner body types. A lower abundance of associated bacteria is detrimental and increases the risk of gaining weight and increases inflammation.

The negatively associated bacteria are *Alistipes*, *Clostridium*, *Faecalibacterium*, *Lactobacillus*, *Prevotella* and *Blautia*. A higher abundance of negatively associated bacteria promotes weight gain, inflammation and metabolic disorders. A lower abundance of negatively bacteria is beneficial and reduces the risk of gaining weight and inflammation (Tables 2 and 3).

Table 2. Percentile Range for High to Low Risk Associated Bacteria Used in the Digbi Health Database

Associated Bacteria		
Risk Status	Percentile Range	Remarks
High Risk	0 to 59.9%	Low Abundance of Good Bacteria
Moderate Risk	60 to 79.9%	Moderate Abundance
Low Risk	80%-99.9%	Normal Abundance

Table 3. Percentile Range for High to Low Risk Negatively Associated Bacteria Used in the Digbi Health Database

Negatively Associated Bacteria		
Risk Status	Percentile Range	Remarks
High Risk	Above 80%	High Abundance of Bad Bacteria
Moderate Risk	60 to 79.9%	Moderate Abundance
Low Risk	0 to 59.9%	Low Abundance

Results and Incorporation of the DNA and Gut Microbiome Profile into the Digbi Health Program Treatment Plan

Table 4. Male and Female Subject's Obesity Risk (DNA) Profile

Markers	Genes	Male Subject		Female Subject	
		Risk/Status	Remarks	Risk/Status	Remarks
Tendency to gain weight	<i>MAF, MC4R, MTCH2, SEC16B, NPC1, LEP, PCSK1, NEGR1, KCTD15, STK33, BDNF, ADRB21, ADRB2, ADIPOQ, TMEM18, UCP3, ADRB1, UCP2, GNPDA2, SH2B1, ETV5, FTO</i>	Moderate Risk	Likely to gain weight	Moderate Risk	Likely to gain weight
Tendency to overeat	<i>FTO, TAS2R38, MC4R, DRD2, CLOCK</i>	Low Risk	Less likely to overeat	Moderate Risk	Likely to overeat
Tendency to prefer fatty foods	<i>CD36, CD361</i>	Moderate Risk	Likely to over consume high fat foods	Low Risk	Less likely to over consume high fat
Tendency to prefer sweet foods	<i>TAS1R2, TAS2R381, TAS1R21, TAS1R3, TAS2R38, GLUT2, TAS1R31, TAS2R382</i>	Moderate Risk	Likely to over consume sweet foods	High Risk	Highly likely to over consume sweet foods
Tendency to prefer bitter foods	<i>TAS2R38, TAS2R382, TAS2R381</i>	Moderate Risk	Normal bitter vegetable preference	Moderate Risk	Normal bitter vegetable preference
Carbohydrate intake and weight gain tendency	<i>SEC16B, RBJ, FTO1, FTO, FLJ35779, FAIM2, FABP2, AMY1, LRRN6C, TCF7L2</i>	Moderate Risk	Likely to gain weight on high carb intake	Moderate Risk	Likely to gain weight on high carb intake
Saturated fats intake and weight gain tendency	<i>FTO, APOA2</i>	Low Risk	Less likely to gain weight on high SFA intake	Low Risk	Less likely to gain weight on high SFA intake
Mono unsaturated fats intake and weight gain tendency	<i>NR1D1, ADIPOQ, PPARG</i>	High Risk	Highly likely to gain weight with high MUFA intake	High Risk	Highly likely to gain weight with high MUFA intake
Poly unsaturated fats intake and weight gain tendency	<i>BDNF</i>	Low Risk	Less likely to gain weight with high PUFA intake	Low Risk	Less likely to gain weight with high PUFA intake
Protein intake and weight loss tendency	<i>FTO</i>	Low Risk	Highly likely to lose weight on high protein intake	Low Risk	Highly likely to lose weight on high protein intake
Tendency to regain weight	<i>TFAP2B, PPARG, ADIPOQ, BDNF</i>	Moderate Risk	Likely to regain weight after weight loss	Moderate Risk	Likely to regain weight after weight loss
Weight loss or weight gain with exercise	<i>INSIG2, FTO, ADRB2</i>	High Risk (Unfavorable)	May not experience much weight loss	Low Risk (favorable)	Likely to experience higher weight loss
Exercise motivation	<i>BDNF</i>	Moderate Risk	Moderate inclination towards exercise	Moderate Risk	Moderate inclination towards exercise
Obesity Risk Index		1.84 (1=Lowest risk; 3=Highest risk)	Moderate Risk	1.76 (1=Lowest risk; 3=Highest risk)	Moderate Risk

Male Subject

The male subject's eating pattern prior to starting the program was slightly high in carbohydrates and processed foods such as chips, pretzels at snack times late in the evening and he would drink 35 cups of coffee per week.

The results revealed the male subject had a genetic moderate obesity risk of 1.84 with 3 being the highest risk. According to the genetic markers on genes *NR1D1, ADIPOQ, PPARG* assessed, he showed a genetic tendency for a higher BMI on a monounsaturated fatty acids (MUFA) diet, but less likely to gain weight on high polyunsaturated fatty acids (PUFA) diet according the markers assessed on the *BDNF* gene. His results also revealed he was highly likely to lose weight with a low carbohydrate intake and high protein intake according to the markers assessed on the following genes *SEC16B, RBJ, FTO1, FTO, FLJ35779, FAIM2, FABP2, AMY1, LRRN6C* and *TCF7L2*. According to the *CYP1A2* gene, the results revealed that the male subject was a slow metabolizer of caffeine and was advised to reduce his coffee intake to two cups a day to reduce inflammation and cardiac risk. The male subject did significantly reduce his caffeine intake.

The report of the male subject in this case study also

revealed that he was an unfavorable candidate to experience much weight loss with exercise, based on his genetic markers. So, he was advised to continue to exercise, but to focus on dietary means to reduce weight. His diet included focusing on complex carbohydrates such as fruits, vegetables, legumes and whole grains, as well as increasing intake in grape seed oil, chia seeds, tuna and mackerel which are rich in polyunsaturated fatty acids (PUFA). The male subject in this case study, had a moderate obesity risk according to his gut microbiome report and his microbiome diversity score was 8.16 out of 10. A greater microbiome diversity score is associated with good health.²⁸ The microbiome diversity score is calculated by normalizing the inverse form of Simpson's Diversity Index to 10. Scores range from 0 to 10, with 10 being the most diverse.

Female Subject

The female subject's eating pattern prior to starting the program was high in carbohydrates and processed foods such as chips, pretzels and protein bars. She also drank 14 cups of coffee a week before starting the program.

After taking her sample the results revealed that she had a genetic moderate obesity risk 1.76. Her results also revealed that she had a genetic tendency for rapid weight regain after a weight

Table 5. Male and Female Subject's Obesity Risk (Gut Microbiome) Profile

		Male Subject		Female Subject	
Markers	Risk	Remarks	Risk	Remarks	
Akkermansia	High Risk	This genus has shown potential to combat weight gain and inflammation	High Risk	This genus has shown potential to combat weight gain and inflammation	
Bacteroides	Low Risk	This genus has shown potential to combat weight gain	Low Risk	This genus has shown potential to combat weight gain	
Bifidobacterium	High Risk	This genus has shown potential to combat weight gain	High Risk	This genus has shown potential to combat weight gain	
Anaerostipes	High Risk	Associated with weight loss and leaner body types	High Risk	Associated with weight loss and leaner body types	
Coprococcus	High Risk	Associated with weight loss and leaner body types	High Risk	Associated with weight loss and leaner body types	
Roseburia	Low Risk	Associated with weight loss and leaner body types	Low Risk	Associated with weight loss and leaner body types	
Eubacterium	High Risk	Regulates weight and appetite	High Risk	Regulates weight and appetite	
Ruminococcus	High Risk	Regulates weight and appetite	High Risk	Regulates weight and appetite	
Alistipes	Low Risk	This genus has shown to promote weight gain and inflammation	Low Risk	This genus has shown to promote weight gain and inflammation	
Clostridium	Low Risk	This genus has shown to promote weight gain and inflammation	High Risk	This genus has shown to promote weight gain and inflammation	
Faecalibacterium	Low Risk	High abundance increases Obesity/metabolic disorder	High Risk	High abundance increases Obesity/metabolic disorder	
Lactobacillus	Low Risk	High abundance increases Obesity/metabolic disorder	Low Risk	High abundance increases Obesity/metabolic disorder	
Prevotella	Low Risk	High abundance increases Obesity/metabolic disorder	Low Risk	High abundance increases Obesity/metabolic disorder	
Firmicutes/ Bacteroidetes Ratio	1.1:1 (ideal range is less than 0.9:1)	Your gut microbiome's Firmicutes/Bacteroidetes Ratio suggest moderate risk of chronic inflammatory risk-weight gain, aches and pains and headaches.	1.69:1 (ideal range is less than 0.9:1)	Your gut microbiome's Firmicutes/Bacteroidetes Ratio suggest moderate risk of chronic inflammatory risk-weight gain, aches and pains and headaches.	
Obesity Risk Index	2 (1=Lowest risk; 3=Highest Risk)	Moderate Risk	2.28 (1=Lowest risk; 3=Highest Risk)	High Risk	

The markers are individual traits that either positively or negatively associate with obesity based on single nucleotide polymorphisms (SNPs) or bacterial genus abundance. Results are qualitative relative to the uBiome healthy cohort.

loss program according to the genetic markers on the genes *ADIPOQ*, *PPARG*, *TEAP2B* and *BDNF*. She was advised to follow a healthy lifestyle and eating pattern to ensure better weight maintenance. She was also advised to not skip breakfast, but rather to eat a nutrient dense breakfast, avoid processed foods and sugar sweetened beverages and include more whole grains, nuts, fruits and vegetables in her diet. According to the genetic markers on the genes *TAS1R2*, *TAS2R381*, *TAS2R38*, *TAS2R382*, *GLUT2*, *TAS1R21*, *TAS1R3*, *TAS1R31* her results revealed a genetic tendency for lower sweet taste perception and overconsumption of sweet foods. She was advised to drink more water and try to consciously reduce intake of sweets, which she did, and this helped with her weight loss.

Her genetic report also revealed a favorable response to weight loss when engaging in regular exercise according to the genetic markers assessed on the genes *FTO*, *ADRB2*, *INSIG2*. Interestingly, similar to her husband, she also showed a genetic tendency for a higher BMI on a MUFA diet, but less likely to gain weight on high PUFA diet which would help to make meal planning and food preparation together as a couple more aligned. Eating the right food types for their genetic profiles helped with their weight loss.

The results of the first gut microbiome sample revealed that the female subject in this case study had a high obesity risk and

her microbial diversity score was 8.22 out of 10.

RESULTS

Male Subject

After 16 weeks on the program the husband went from 251 pounds to 207 pounds, achieving a 15.94% weight loss. He went from an XXL size shirt to a large and lost four inches on his waist going from a size 38 to 34-inch waist size. He also reported significant health improvements after visiting his physician at the end of August 2019:

- A1c level was 5.7
- BP reading was 109/80
- Total change in weight loss of 15.94%
- New BMI was 28.05 after program completion (reduced from obese to overweight)
- Dosage change of his metformin-from 2 tablets daily to 1 tablet at night daily
- Stopped taking omeprazole due to relief of heartburn symptoms
- The dosages of the other medication still remain the same and will be reviewed by his physician in 6-months

Figure 1. Graph Showing Three-Month Weight Trend of Male Subject from the Start of the Program, Data from the Digi Health App



Figure 2. Graph Showing That the Probiotic Abundance had Increased between Sample 1 and Sample 2 of the Male Subject, Data from the Digi Health App

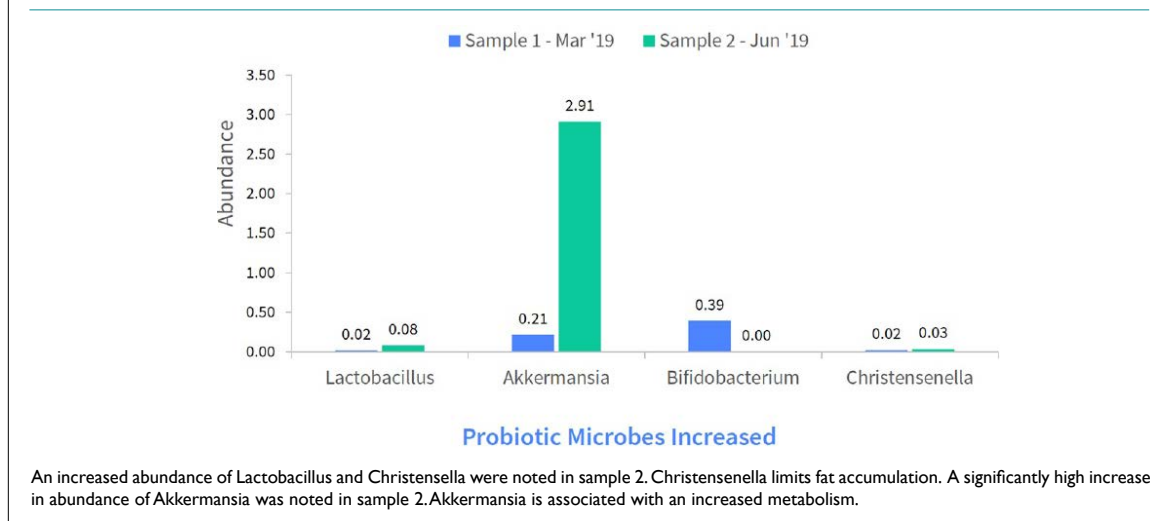
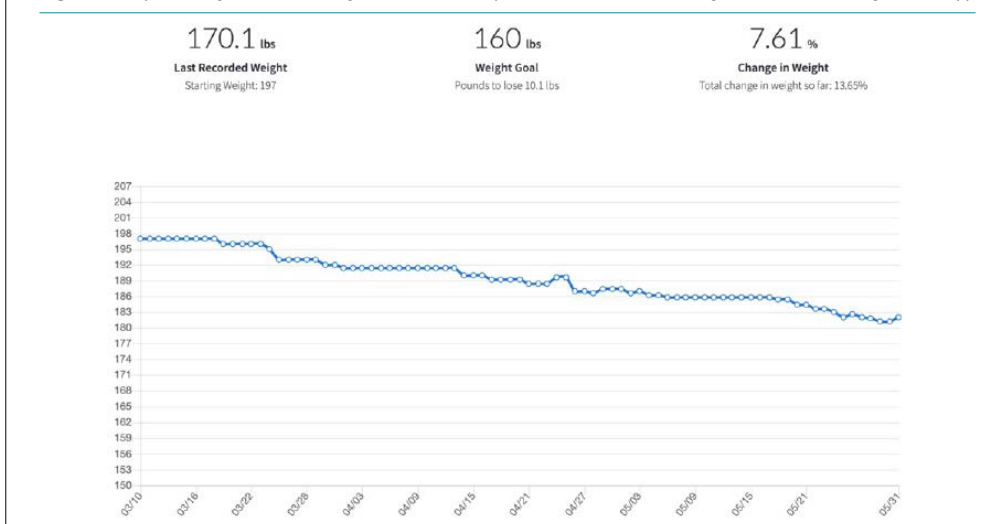
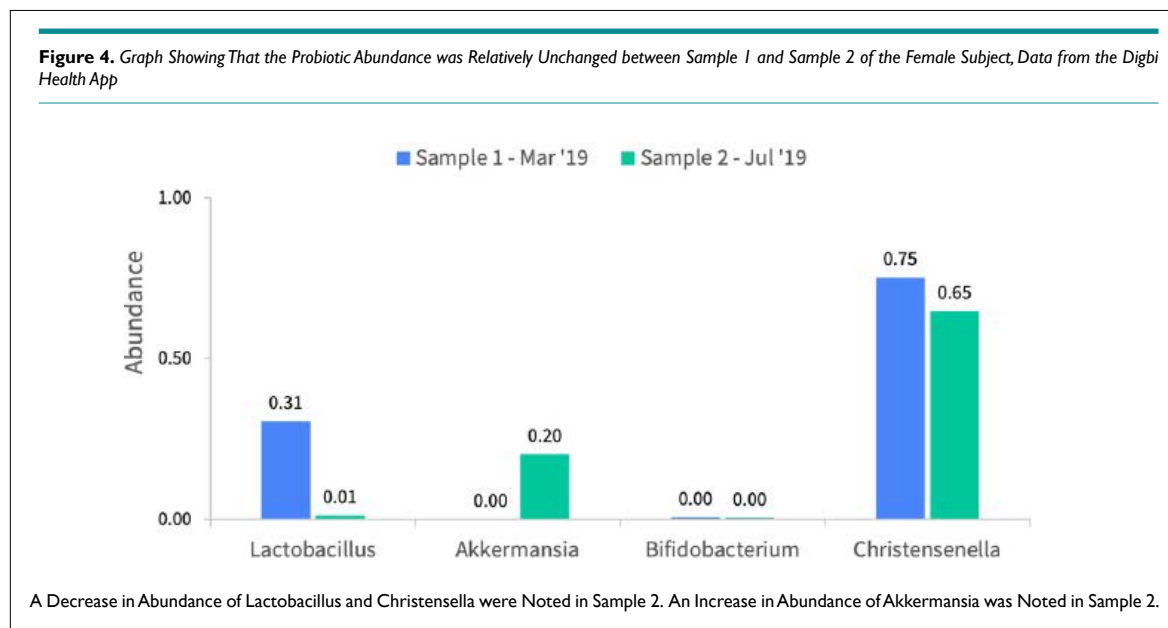


Figure 3. Graph Showing Three-Month Weight Trend of Female Spouse from the Start of the Program, Data from the Digi Health App





After completing 16 weeks on the program the husband reported being easily able to maintain his weight because he knows what foods are good for him and he knows the best way to prepare his foods based on his genetic and gut microbiome profile. He felt more energized and was able to incorporate strength training into his fitness routine. He now goes to the gym daily (Figure 1).

A second gut fecal swab sample was taken by both the husband and wife around the fourth month in the program and the gut microbiome comparative profile was discussed during the coaching session.

The results of the second gut microbiome sample revealed that there was a substantial gain in the relative abundance of “good” probiotic microbes in the gut and this resulted in a decreased obesity risk for the male subject. The bacterial microbial diversity of the gut was largely unchanged (Figure 2).

Female Subject

The wife went from a starting weight of 197 to 170 and lost over 6 inches on her waist going from a size 16 to a size 10 and a total change in weight loss of 13.65 percent. At the end of the program she reported having more energy to take longer walks, around 45 minutes 4-5 times a week and has incorporated strength training into her fitness routine when she goes to the gym, now three days a week. Her genetic profile also reveals she is more likely to lose weight with regular exercise. She also reported experiencing less pain in her knees after the weight loss and she stopped taking the omeprazole because she rarely suffers with heartburn (Figure 3).

The results of the second gut microbiome sample revealed her bacterial microbial diversity of the gut was largely unchanged, but her obesity risk moderately decreased, and her probiotic abundance remained relatively unchanged. Her results also revealed a reduced inflammation risk due to a substantial drop in

the short chain fatty acid producing microbe butyrate. She was encouraged to increase her intake of fermented food and prebiotic fiber-rich food including, chicory root, dandelion greens, Jerusalem artichokes, lettuce, endive, asparagus, garlic, onions and leeks help increase her probiotic abundance. Research has also revealed that regular exercise can also improve your gut microbiome (Figure 4).²⁹

DISCUSSION

A big challenge of obesity management is not weight loss, but long-term weight loss maintenance.³⁰ Weight loss maintenance is often hindered by a complex interaction of biological, behavioral, and cognitive factors.³¹ The number of couple-based studies were limited for this case study. More methodologically analyzed couple-focused interventions are therefore required in order to determine added benefits of couple-based interventions relative to evidence-based individual interventions based on gut microbiome and genetic profiles. Most obesity studies have either focused on genetic profiles alone or gut microbiome alone, not a combination. Studies, ideally randomized controlled trials, are still needed looking at a combination of DNA and gut microbiome together. The Digbi Health program is the only program that provides the individual with an obesity risk profile based on their genetics and gut microbiome.

If one is equipped with all the tools needed for successful maintenance and encouraged in a supportive environment, the chances of regaining weight upon program completion is reduced. The couple are now in the maintenance phase of their program and have reported they both feel more energized, are exercising more regularly, including playing golf together, spending more time outdoors and feel very empowered to know how to prepare the right foods for themselves and their bodies. They believe the coaching sessions were invaluable because it made them feel accountable for what they were eating and when they were eating.

They also reported that having a complete DNA and gut microbiome profile was empowering to help them understand what foods can be eaten and which ones should be avoided based on their unique data. They believe that the Digbi Health App helps them to stick to their goals and stay engaged and focused on their weight loss journey to improved health. They also realized that following a one-size-fits-all diet does not benefit individuals because everyone is different. Five months after completing the program, they continue to maintain their weight.

This case study was limited to the assessment of one couple who completed the Digbi Health program. The couple also had a similar gene nutrition profile so food preparation and eating the same foods benefited both for weight loss. More investigations will need to be conducted to evaluate the potential of weight loss amongst other cohabiting couples on the same program.

CONCLUSION

Since the sequencing of the human genome through the Human Genome Project (HGP), the progress of “omics” techniques, including gut microbiome analysis, personalized nutrition has been extended to diseases mediated by gene-environment interactions such as obesity and metabolic-related diseases such as type 2 diabetes. Growing studies have found that changes in adiposity, sugar-related blood markers and metabolic response to low-calorie weight loss diets might be modified by genetic variants related to obesity, metabolic status, and preference to nutrients.^{1,4,22,23,30}

The gut microbiome has been identified in the past decade as an important factor in obesity and diabetes and the magnitude of its contribution to obesity and its related comorbidities has aroused curiosity in the scientific community.²⁵ Among the vast quantity of factors attributed to obesity, environmental, dietary, lifestyle, genetic, and others including the microbiome continues to play an important role in the multifactorial approach to its management.¹

In conclusion, we have come to realize there are many factors that may help an individual lose weight. In particular cohabiting couples' close relationships, following a weight loss program personalized to their gene and gut microbiome profile, may provide a more supportive environment for overweight or obese men and women to initiate the pursuit of weight loss and maintain healthy dietary practices and increased physical activity.

ACKNOWLEDGEMENT

We would like to acknowledge the Prescribe Fit team, a partner in the Digbi Health Precision Care Network, for their referral of the couple in this case study to the Digbi Health program.

CONFLICTS OF INTEREST

Dr. Singh-Rambiritch reports that fees for the Digbi Health program were collected from the couple through the institution, Prescribe Fit, who is one of the Digbi Health partners that supplies the program to at cost.

REFERENCES

- Stephan P, Häring H-U, Shulze MB. Metabolically healthy obesity: the low-hanging fruit in obesity treatment? *Lancet Diabetes Endocrinol.* 2018; 6(3): 249-258. doi: 10.1016/S2213-8587(17)30292-9
- Wing RR, Phelan S. Long-term weight loss maintenance. *AM J Clin Nutr.* 2005; 82: 222S-225S. doi: 10.1093/ajcn/82.1.222S
- Centers for Disease Control and Prevention, Adult Obesity Causes and Consequences. Web site. <https://www.cdc.gov/obesity/adult/causes.html>. Accessed October 8, 2019.
- Redinger RN. The pathophysiology of obesity and its clinical manifestations. *Gastroenterol Hepatol (N Y).* 2007; 3(11): 856-863.
- Catoi AF, Vodnar DC, Corina A, et al. Gut microbiota, obesity and bariatric surgery: Current knowledge and future perspectives. *Curr Pharm Des.* 2019; 25(18): 2038-2050. doi: 10.2174/1381612825666190708190437
- Wolever RQ, Simmons LA, Sforzo GA, et al. A systematic review of the literature on health and wellness coaching: Defining a key behavioral intervention in healthcare. *Glob Adv Health Med.* 2013; 2(4): 38-57. doi: 10.7453/gahmj.2013.042
- Arden-Close E, McGrath N. Health behaviour change interventions for couples: A systematic review. *Br J Health Psychol.* 2017; 22(2): 215-237. doi: 10.1111/bjhp.12227
- World Health Organization (WHO). Obesity. Web site. <https://www.who.int/topics/obesity/en/>. Accessed October 8, 2019.
- National Heart, Lung, and Blood Institute. Assessing your Weight and Health Risk. Web site. https://www.nhlbi.nih.gov/health/educational/lose_wt/risk.htm. Accessed October 8, 2019.
- Centers for Disease Control and Prevention. Obesity and Overweight. Web site. <https://www.cdc.gov/nchs/fastats/obesity-overweight.htm>. Accessed October 8, 2019.
- The Nutrition Source. An Epidemic of Obesity: U.S. Obesity Trends. Web site. <https://www.hsph.harvard.edu/nutrition-source/an-epidemic-of-obesity>. Accessed October 8, 2019.
- Martin CB, Herrick KA, Sarafrazi N, Ogden CL. Attempts to lose weight among adults in the United States, 2013-2016. *NCHS Data Brief.* 2018; (313): 1-8.
- Conti CR. Obesity and weight loss. *Eur Cardiol.* 2018; 13(2): 93-94. doi: 10.15420/eur.2018.13.2.EO1
- Heianza Y, Qi L. Gene-diet interaction and precision nutrition in obesity. *Int J Mol Sci.* 2017; 18(4): 787. doi: 10.3390/ijms18040787
- Sirisinha, S. The potential impact of gut microbiota on your health: Current status and future challenges. *Asian Pac J Allergy Im-*

- munol.* 2016; 34: 249-264. doi: [10.12932/AP0803](https://doi.org/10.12932/AP0803)
16. MacLean PS, Blundell JE, Mennella JA, Batterham RL. Biological control of appetite: A daunting complexity. *Obesity (Silver Spring)*. 2017; 25 Suppl 1(Suppl 1): S8-S16. doi: [10.1002/oby.21771](https://doi.org/10.1002/oby.21771)
 17. Kumanyika SK. Obesity in minority populations: An epidemiological assessment. *Obes Res.* 1994; 2(2): 166-182.
 18. Jackson SE, Steptoe A, Wardle J. The influence of partner's behavior on health behavior change: The English Longitudinal Study of Ageing. *JAMA Intern Med.* 2015; 175(3): 385-392. doi: [10.1001/jamainternmed.2014.7554](https://doi.org/10.1001/jamainternmed.2014.7554)
 19. Perry B, Ciciurkaite G, Brady CF, Garcia J. Partner influence in diet and exercise behaviors: Testing behavior modeling, social control, and normative body size. *PLoS One.* 2016; 11(12): e0169193. doi: [10.1371/journal.pone.0169193](https://doi.org/10.1371/journal.pone.0169193)
 20. Monden C. Partners in health? Exploring resemblance in health between partners in married and cohabiting couples. *Sociol Health Illn.* 2007; 29(3): 391-411. doi: [10.1111/j.1467-9566.2007.01003.x](https://doi.org/10.1111/j.1467-9566.2007.01003.x)
 21. Cobb LK, McAdams-DeMarco MA, Gudzone KA, et al. Changes in body mass index and obesity risk in married couples over 25 years: The ARIC cohort study. *Am J Epidemiol.* 2016; 183(5): 435-443. doi: [10.1093/aje/kwv112](https://doi.org/10.1093/aje/kwv112)
 22. Castaner O, Goday A, Park YM, et al. The gut microbiome profile in obesity: A systematic review. *Int J Endocrinol.* 2018; 4095789. doi: [10.1155/2018/4095789](https://doi.org/10.1155/2018/4095789)
 23. Qi L. Personalized nutrition and obesity. *Ann Med.* 2014; 46(5): 247-252. doi: [10.3109/07853890.2014.891802](https://doi.org/10.3109/07853890.2014.891802)
 24. Mead MN. Nutrigenomics: The genome--food interface. *Environ Health Perspect.* 2007; 115(12): A582-A589. doi: [10.1289/ehp.115-a582](https://doi.org/10.1289/ehp.115-a582)
 25. Ahmed S, Zhou Z, Zhou J, Chen SQ. Pharmacogenomics of drug metabolizing enzymes and transporters: Relevance to precision medicine. *Genomics Proteomics Bioinformatics.* 2016; 14(5): 298-313. doi: [10.1016/j.gpb.2016.03.008](https://doi.org/10.1016/j.gpb.2016.03.008)
 26. illumina. Nextera™ crude lysate protocol for metagenomic next-generation sequencing. Web site. <https://www.illumina.com/content/dam/illumina-marketing/documents/products/ap-notes/nextera-dna-flex-crude-lysate-770-2018-006.pdf>. Accessed October 8, 2019.
 27. Jing G, Sun Z, Wang H, et al. Parallel-META 3: Comprehensive taxonomical and functional analysis platform for efficient comparison of microbial communities. *Nature Scientific Reports.* 2017; 7: 40371. doi: [10.1038/srep40371](https://doi.org/10.1038/srep40371)
 28. Lozupone CA, Stombaugh JI, Gordon JI, Jansson JK, Knight R. Diversity, stability and resilience of the human gut microbiota. *Nature.* 2012; 489(7415): 220-230. doi: [10.1038/nature11550](https://doi.org/10.1038/nature11550)
 29. Cerdá B, Pérez M, Pérez-Santiago JD, et al. Gut microbiota modification: Another piece in the puzzle of the benefits of physical exercise in health? *Front. Physiol.* 2016; 7: 51. doi: [10.3389/fphys.2016.00051](https://doi.org/10.3389/fphys.2016.00051)
 30. Kraschnewski JL, Boan J, Esposito J, et al. Long-term weight loss maintenance in the United States. *Int J Obes (Lond).* 2010; 34(11): 1644-1654. doi: [10.1038/ijo.2010.94](https://doi.org/10.1038/ijo.2010.94)
 31. Montesi L, El Ghoch M, Brodosi L, Calugi S, Marchesini G, Grave RD. Long-term weight loss maintenance for obesity: a multidisciplinary approach. *Diabetes Metab Syndr Obes.* 2016; 9: 37-46. doi: [10.2147/DMSO.S89836](https://doi.org/10.2147/DMSO.S89836)